

Setting Up EQIPP For Residents In Your Program



American Academy of Pediatrics
DEDICATED TO THE HEALTH OF ALL CHILDREN®



OBJECTIVES

- EQIPP for Residents – the what and why
- Using EQIPP for Residents
- Previewing the course
- Registering our program
- Access progress reports
- PREP for Fellows in Training



WHAT IS EQIPP FOR RESIDENTS?

The screenshot shows the PediaLink website interface. At the top, there's a navigation bar with links like 'ABOUT PEDIA LINK', 'CONTACT US', 'HELP', 'PRIVACY POLICY', and 'MY ACCOUNT'. Below this, a welcome message states 'Welcome, you are signed in as Ann Program Director'. The main content area is titled 'Getting Started with EQIPP for Residents'. It explains that EQIPP is the Academy's quality improvement (QI) course designed to help residents integrate QI into practice. Benefits include meeting ACGME requirements, collecting and analyzing data, identifying gaps in care, and creating improvement plans. The page is divided into three steps: 1. Create Your EQIPP Program Groups, 2. Submit your Final Groupings to AAP Staff, and 3. Run Group Reports. Each step has a brief description and a 'View My EQIPP Reports' button. On the right side, there's a sidebar for 'Texas Childrens Hospital/Peds' showing program enrollment (155), resident learning plan status (Due Date: 1/1/21, In Progress: 53, Submitted: 1, Discussed: 0, Finalized: 0), and resident PREP status for 2017, 2016, and 2015 SA.

- EQIPP for residents is the Academy's quality improvement (QI) course designed to help add flexibility to integrating QI into residency programs while meeting ACGME QI Requirements.
- Programs can choose to organize their residents in groups in one or multiple tracks.

Tracks include:

- Asthma (generalist)
- Bright Futures – Infancy and Early Childhood
- Immunizations (19-23 months)
- Oral Health
- Judicious Use of Antibiotics (Upper Respiratory Infection)

American Academy of Pediatrics

DEDICATED TO THE HEALTH OF ALL CHILDREN®



WHY EQIPP FOR RESIDENTS?

The screenshot shows the EQIPP website interface. At the top, the logo 'EQIPP' is displayed with the tagline 'Helping You Improve Care for Children'. Below the logo, there are navigation tabs for 'EQIPP Home', 'QI Basics', 'EQIPP for Residents', and 'My EQIPP Groups'. The main heading is 'EQIPP: For Residents'. Underneath, there are sub-tabs for 'Home', 'My Improvement Project', 'Clinical Guide', and 'Resources'. The 'Home' tab is selected, showing a 'Welcome to EQIPP: For Residents' message. The message states that the course is designed to help residents integrate quality improvement into practice, using available tracks to collect and analyze data, identify gaps, and create improvement plans. It also mentions that the supporting content includes barriers and suggested ideas for change grids. A 'View Track Summary' button is visible. On the left sidebar, there are links to various course topics: 'Asthma Generalist', 'Bright Futures 9 and 24 Months', 'Immunizations 19-23 Month', 'Upper Respiratory Infection', and 'Oral Health'. At the bottom, there are links for 'Common Questions', 'Faculty and Support', and 'Disclosures'.

- Meets ACCGME QI Requirements
- Tracks progress and completion by AAP ID
- QI Basics (online QI Education primer) is included
- 5 chart minimum requirement for data collection
- Residents eligible to bank MOC Part 4 credit
- Topic education, measures, and reporting are all built into the program



HOW DO PROGRAMS USE EQIPP?

- Encouraging the use of QI Basics as a primer to QI implementation
- Grouping residents by continuity clinic and using Faculty to help assist the implementation of the course within clinic
- Based on need of the program and clinic, allowing each group or clinic to choose a topic (or track) that best meets the need of the clinic and/or residents.
- Grouping residents by topic (or track) and have them work together in separate cohorts to implement the improvements in clinic.
- Some programs have assigned certain times of the month (e.g. 2nd Thursday of the Month – brown bag lunch) to review progress and data together.
- Grouping residents by PL year; essentially spreading out the course completion requirements over the term of residency. Leveraging mentorship opportunities for the PL3 and PL4 residents.



How Do I PREVIEW EQIPP FOR RESIDENTS?

ABOUT PEDIALINK CONTACT US HELP PRIVACY POLICY MY ACCOUNT AAP HOME

PediaLink The AAP Online Learning Center

Welcome, you are signed in as **Example Director** [Sign Out](#)

MY LINKS f t

Home Continuing Education Learning Plan PediaLink QI Maintenance of Certification Learning Resources Leadership

My CME CME Transcript CME Finder About AAP CME Print

My CME

A list of CME activities you are currently registered for through the AAP.

CME Activity	Start	End date	Activity Format	Claim credit expiration date	Action
Registered CME					
EQIPP: For Residents Go to details	03/01/2017	03/01/2030	Online Course	03/01/2030	Launch

My Lifelong Learning Status

CME Activity

Upcoming Live Activities: [Find](#)
None

My Online Courses: [See All](#)
EQIPP: For Residents

Maintenance of Certification

My AAP MOC Activities: 0 [View](#)
Total Available AAP MOC Activities: 67
MOC Eligible Learning Plan Items: [View](#)
[Learn More](#)

- Use the following Guest Account to log in to EQIPP for Residents:
- www.Pedialink.org
- AAP User ID: 1564777
- Password: Resident
- Click the **Continuing Education** tab to access the course.
- Click the **Launch** button to preview.

How Do I REGISTER MY PROGRAM?

The screenshot shows the PediaLink website interface. At the top, there are navigation links: ABOUT PEDIALINK, CONTACT US, HELP, PRIVACY POLICY, MY ACCOUNT, and AAP HOME. The main header features the PediaLink logo and the text 'The AAP Online Learning Center'. Below this, a welcome message states 'Welcome, you are signed in as Ann Program Director' with a 'Sign Out' link. The navigation bar includes tabs for 'Pediatrician View', 'Program View' (selected), and 'Resident View'. Under 'Program View', there are sub-tabs: 'Home', 'Program Administration', 'Learning Plan Manager', 'PREP SA Reports', 'Quality Improvement' (selected), 'Courses for Residents', and 'Program Resources'. The 'Quality Improvement' sub-tab is further divided into 'Overview', 'Manage EQIPP Groups' (selected), and 'EQIPP Reports'. A red arrow points to the 'Manage my EQIPP Groups' button in the main content area. The main content area displays 'Step 1. Create Your EQIPP Program Groups' and a button to 'Manage my EQIPP Groups'. A sidebar on the right shows details for 'Texas Childrens Hospital/Peds' Residency Program, including enrollment, learning plan status, and due dates.

ABOUT PEDIALINK CONTACT US HELP PRIVACY POLICY MY ACCOUNT AAP HOME

PediaLink® The AAP Online Learning Center

Welcome, you are signed in as Ann Program Director Sign Out

Pediatrician View Program View Resident View MY LINKS

Home Program Administration Learning Plan Manager PREP SA Reports Quality Improvement Courses for Residents Program Resources

Overview Manage EQIPP Groups EQIPP Reports Print

Step 1. Create Your EQIPP Program Groups

Click the button below to begin creating EQIPP program groups for your residents.

Manage my EQIPP Groups

Texas Childrens Hospital/Peds

Residency Program

Program Enrollment: 155

Resident Learning Plan Status

Due Date: 1/1/01

In Progress: 53

Submitted: 1

Discussed: 0

Finalized: 0

- Once your roster has been finalized and invoice paid you can create your EQIPP Groups using your PediaLink roster on the **Quality Improvement Tab** in the **Program View** on PediaLink.

WHAT IS A GROUP?

The screenshot shows the PediaLink AAP Online Learning Center interface. The user is logged in as Ann Program Director. The main navigation bar includes links for Home, Program Administration, Learning Plan Manager, PEP-3A Reports, Quality Improvement, Courses for Residents, and Program Resources. The 'Manage EQIPP Groups' section is active, displaying a description of EQIPP groups and a 'Create Group' button. Below this is the 'Assign Residents' section with buttons for 'Assign Residents', 'Assign Group Administrators', and 'Submit My Groups'. At the bottom is the 'My Program Groups' section with an 'Export My Groups (CSV)' link. On the right side, there is a sidebar for 'Texas Children's Hospital/Peds' showing various program statistics and status reports.

- An EQIPP group is comprised of 1 or more residents. In EQIPP, a group's data is aggregated and improvements can be viewed as a team. Programs have grouped residents by PL year, continuity clinic, and/or topic.
- EQIPP for Residents is a member benefit (Access for Program Directors and coordinators is free) non-member fee is \$199.



WHAT TYPE OF REPORTS ARE AVAILABLE?

The screenshot shows the PediaLink AAP Online Learning Center interface. At the top, there are navigation links: ABOUT PEDIALINK, CONTACT US, HELP, PRIVACY POLICY, and MY ACCOUNT. Below this is the PediaLink logo and the text "The AAP Online Learning Center". A welcome message states "Welcome, you are signed in as Ann Program Director" with a "Sign Out" link. The main navigation bar includes "Pediatrician View", "Program View", and "Resident View". Under "Program View", there are tabs for Home, Program Administration, Learning Plan Manager, PREP SA Reports, Quality Improvement, Courses for Residents, and Program Resources. The "EQIPP Reports" tab is selected. The content area is titled "EQIPP Reports" and includes a sub-header "EQIPP Completion Reports" and "Run Chart Reports". The "EQIPP Completion Reports" section has a "Course" dropdown set to "EQIPP: For Residents" and a "Track" dropdown set to "All Tracks". A "Run Report" button is visible. The "Run Chart Reports" section has a "Course" dropdown set to "EQIPP: For Residents", a "Track(s)" dropdown set to "Select Track(s)", and a "Report Type(s)" dropdown set to "Select Report Type(s)". A "Send Request" button is visible. On the right side, there is a sidebar for "Texas Childrens Hospital/Peds" showing various reports and their status.

- There are two types of reports available through EQIPP for Residents. You have access to a EQIPP Completion Report or Run Chart Report.
- Reports – can be generated from the program directors page on PediaLink as well as on the “My EQIPP Groups” tab on EQIPP.org.



WHAT TYPE OF REPORTS ARE AVAILABLE?

The screenshot displays the PediaLink AAP Online Learning Center interface. At the top, there are navigation links: ABOUT, PEDIALINK, CONTACT US, HELP, PRIVACY POLICY, and MY ACCOUNT. The main header includes the PediaLink logo and the text 'The AAP Online Learning Center'. Below this, a welcome message states 'Welcome, you are signed in as Ann Program Director' with a 'Sign Out' link. The interface features a sidebar with tabs for 'Pediatrician View', 'Program View', and 'Resident View'. The main content area is titled 'EQIPP Reports' and includes a sub-section 'EQIPP Completion Reports'. This section contains a form with a 'Course' dropdown set to 'EQIPP: For Residents' and a 'Track' dropdown set to 'All Tracks'. A red arrow points to the 'Run Report' button. To the right of the form, there is a 'Run Chart Reports' section with a text box for requesting an Aggregate Run Chart Report and a 'Send Request' button. On the far right, a sidebar shows the 'Texas Childrens Hospital/Peds' section with various status reports like 'Residency Program', 'Resident Learning Plan Status', and 'Resident PREP 2017 SA Status'.

- The **Completion Report** displays the course progress of each resident on your roster, the report will output a list of your residents.
- A CSV/spreadsheet file is also available and will include the group assignments for all residents in your program.



COMPLETION REPORT

Track	AAP_ID	Last	First	Email	Group	Launch Date	QI Basics	Improve Plan	Baseline	Follow Up 1	Follow Up 2
Asthma Generalist	1138410	O'Resident	Janet	PedialinkAdmin@aap.org	University of AAP Test Resident Group		1/13/2016				
Oral Health	1138410	O'Resident	Janet	PedialinkAdmin@aap.org	University of AAP Test Resident Group		1/13/2016				
Upper Respiratory Infection	1138410	O'Resident	Janet	PedialinkAdmin@aap.org	University of AAP Test Resident Group	4/2/2017	1/13/2016		4/2/2017		
Bright Futures 9 and 24 Months	1138410	O'Resident	Janet	PedialinkAdmin@aap.org	University of AAP Test Resident Group	3/31/2017	1/13/2016				
Immunizations 19-23 Month	1138410	O'Resident	Janet	PedialinkAdmin@aap.org	University of AAP Test Resident Group		1/13/2016				
Asthma Generalist	1346285	Resident	Sample	PediaLinkAdmin@aap.org	University of AAP Test Resident Group		6/24/2016				
Oral Health	1346285	Resident	Sample	PediaLinkAdmin@aap.org	University of AAP Test Resident Group		6/24/2016				
Upper Respiratory Infection	1346285	Resident	Sample	PediaLinkAdmin@aap.org	University of AAP Test Resident Group		6/24/2016				
Bright Futures 9 and 24 Months	1346285	Resident	Sample	PediaLinkAdmin@aap.org	University of AAP Test Resident Group		6/24/2016				
Immunizations 19-23 Month	1346285	Resident	Sample	PediaLinkAdmin@aap.org	University of AAP Test Resident Group		6/24/2016				



WHAT TYPE OF REPORTS ARE AVAILABLE?

ABOUT PEDIALINK CONTACT US HELP PRIVACY POLICY MY ACCOUNT AAP HOME

PediaLink The AAP Online Learning Center

Welcome, you are signed in as **Ann Program Director** [Sign Out](#)

[Pediatrician View](#) [Program View](#) [Resident View](#)

[Home](#) [Program Administration](#) [Learning Plan Manager](#) [PREP SA Reports](#) [Quality Improvement](#) [Courses for Residents](#) [Program Resources](#)

[Overview](#) [Manage EQIPP Groups](#) [EQIPP Reports](#) [Print](#)

EQIPP Reports

Utilize the reports below to view your resident's status and performance in the EQIPP for Residents course.

Please note: If your residency program is currently utilizing one of the legacy EQIPP courses, please contact PedialinkAdmin@aap.org to request your program reports.

EQIPP Completion Reports

The Completion Report displays the course progress of each resident on your roster; the report will output as a CSV/spreadsheet file and will include the group assignments for all residents in your program.

Course: **EQIPP: For Residents**

Track: **All Tracks**

[Run Report](#)

Run Chart Reports

You can use the form below to request an Aggregate Run Chart Report for your residents. This report collects all of the data from your groups into a run chart for each of the selected track(s) within the EQIPP for Residents course.

Due to the data-intensive nature of these reports, please allow AAP staff up to 3 business days to process your request.

Course: **EQIPP: For Residents**

Track(s): **Select Track(s)**

Report Types: **Select Report Type(s)**

[Send Request](#)

Texas Childrens Hospital/Peds

Residency Program

Program Enrollment: 155

Resident Learning Plan Status

Due Date: 1/1/01

In Progress: 53

Submitted: 1

Discussed: 0

Finalized: 0

Resident PREP 2017 SA Status

In Progress: 30

Completed: 0

Resident PREP 2016 SA Status

In Progress: 57

Completed: 17

Resident PREP 2015 SA Status

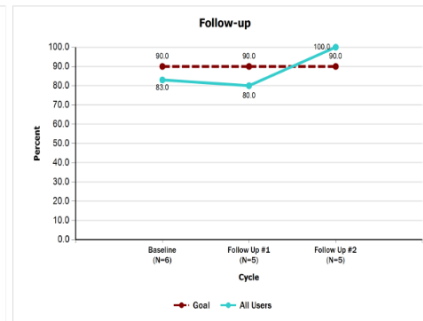
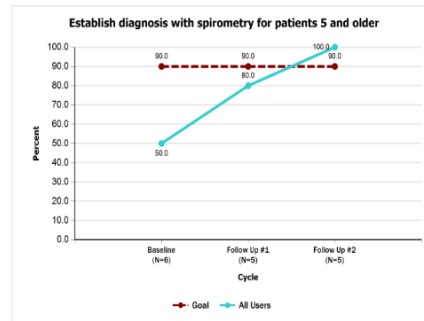
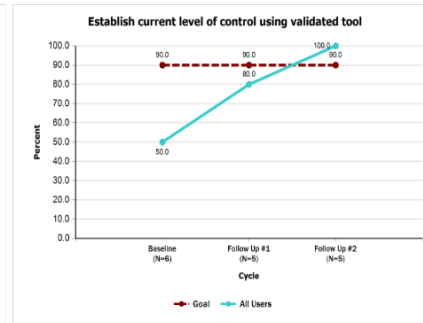
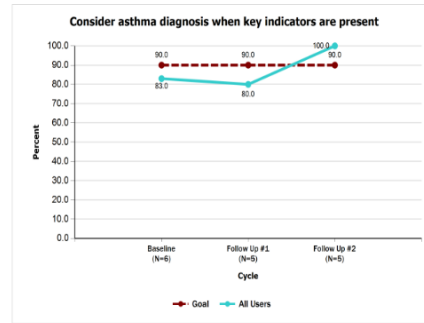
In Progress: 51

Completed: 13

- The **run chart** report collects all of the data from your groups into a run chart for each of the selected track(s).
- A request can be submitted by clicking the **Send Request** button.
- Due to the data-intensive nature of these reports please allow up to 3-business days to process.

RUN CHART REPORT

Tool: Residents - Asthma Generalist



PREVIEW/DEMO

- www.Pedialink.org



PREP FOR FELLOWS IN TRAINING

- July 1, 2017, access to all PREP Subspecialty Self-Assessments
- Approved for 20-24 points of MOC Part 2 credit by the ABP
- Membership dues for Fellowship Trainees is \$125. The non-member price for PREP is \$260.



PREP SUBSPECIALTIES

- Adolescent Medicine
- Cardiology
- Critical Care (ICU)
- Developmental-Behavioral
- Emergency Medicine
- Endocrinology
- Gastroenterology
- Hematology-Oncology
- Hospital Medicine (Jan 2018)
- Infectious Diseases
- Neonatal-Perinatal
- Nephrology
- Pulmonology



CONTACT INFORMATION

Charlette Blackful

Email: cblackful@aap.org

Amanda Hernandez

Email: ahernandez@aap.org

Lori Morawski

Email: Lmorawski@aap.org

EQIPP Administrator

Email: eqipp@aap.org

